

# Product data sheet

## Characteristics

# XMLG400D21

Electronic pressure sensors, Pressure sensors XM, sensor XMLG, 0...400 bar, G 1/4 A (male), 24 V, 4...20 mA

Product availability: Non-Stock - Not normally stocked in distribution facility

Price\*: 179.00 USD



### Main

Range of Product	OsiSense XM
Product or Component Type	Electronic pressure sensors
Pressure sensor type	Pressure transmitter
Pressure sensor name	XMLG
Pressure Rating	5801.51 Psi (400 bar)
Fluid connection type	G 1/4A (male) DIN 3852-E
Controlled fluid	Air 5...257 °F (-15...125 °C) Corrosive fluid 5...257 °F (-15...125 °C) Hydraulic oil 5...257 °F (-15...125 °C) Fresh water 32...257 °F (0...125 °C)
Type of output signal	Analogue
Analogue output function	4...20 mA, 2 wires
Electrical connection	1 male connector M12, 3 pins
[Us] rated supply voltage	12 V DC 8...33 V 24 V DC 8...33 V
Quantity per Set	Set of 1
Type of Packing	Individual
Diameter	0.90 In (22.8 mm)

### Complementary

Pressure setting range	0.00...5801.51 Psi (0...400 bar)
Maximum permissible accidental pressure	11603.02 Psi (800 bar)
Destruction pressure	13053.40 Psi (900 bar)
Local display	Without
Electrical circuit type	Control circuit
Current Consumption	< 20 mA
Materials in contact with fluid	Ceramic FPM (Viton) PPS Stainless steel type AISI 303
Operating position	Any position

Protection Type	Reverse polarity Load short-circuit
Surge withstand	1 KV 42 Ohm EN/IEC 61000-4-5 500 KV 12 Ohm EN/IEC 61000-4-5
[Uimp] rated impulse withstand voltage	0.5 KV
Response time on output	< 2 ms
Drift of the sensitivity	+/- 0.015 % of measuring range/°C
Drift of the zero point	+/- 0.015 % of measuring range/°C
Measurement accuracy	+/- 0.3 % of the measuring range
Repeat accuracy	+/- 0.1 % of the measuring range
Mechanical durability	10000000 Cycles
Net Weight	0.21 Lb(US) (0.095 kg)
Maximum Height	2.29 In (58.1 mm)
Length	1.91 In (48.5 mm)
Scale type	Fixed differential

## Environment

Standards	EN/IEC 61326-2-3 CE
Product Certifications	UL 508 EAC CSA C22.2 No 14
Protective treatment	TC
Ambient Air Temperature for Operation	5...185 °F (-15...85 °C)
Ambient Air Temperature for Storage	-40...185 °F (-40...85 °C)
Vibration resistance	20 gn 9...2000 Hz)EN/IEC 60028-2-6
Shock resistance	25 gn 11 ms EN/IEC 60068-2-27
Resistance to electrostatic discharge	15 KV in air EN/IEC 61000-4-2 8 KV on contact EN/IEC 61000-4-2
Resistance to electromagnetic fields	182.88 V/M (200 V/m) 80...1000 Hz EN/IEC 61000-4-3
Resistance to fast transients	4 KV EN/IEC 61000-4-4
Resistance to conducted disturbances	30 V 0.15...80 Hz)EN/IEC 61000-4-6
Resistance to magnetic fields	98.43 A/M (30 A/m) 50 Hz EN/IEC 61000-4-8
IP degree of protection	IP66 conforming to EN/IEC 60529 IP67 conforming to EN/IEC 60529
NEMA Degree of Protection	NEMA 4

## Ordering and shipping details

Category	21551 - XMLE,XMLF,XMLG PRESSURE SENSORS
Discount Schedule	DS2
GTIN	03389110974072
Nbr. of units in pkg.	1
Package weight(Lbs)	4.73 Oz (134 g)
Returnability	No
Country of origin	CH

## Packing Units

Unit Type of Package 1	PCE
Package 1 Height	1.97 In (5 cm)
Package 1 width	5.28 In (13.4 cm)
Package 1 Length	4.17 In (10.6 cm)
Unit Type of Package 2	S02
Number of Units in Package 2	12
Package 2 Weight	4.22 Lb(US) (1.915 kg)

Package 2 Height	5.91 In (15 cm)
Package 2 width	11.81 In (30 cm)
Package 2 Length	15.75 In (40 cm)

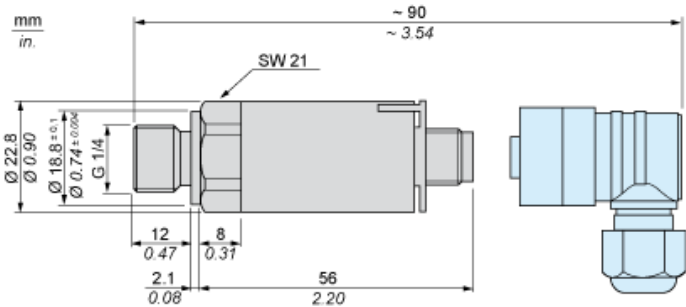
### Offer Sustainability

California proposition 65	WARNING: This product can expose you to chemicals including: Diisononyl phthalate (DINP), which is known to the State of California to cause cancer, and Diisodecyl phthalate (DIDP), which is known to the State of California to cause birth defects or other reproductive harm. For more information go to <a href="http://www.P65Warnings.ca.gov">www.P65Warnings.ca.gov</a>
REACH Regulation	<a href="#">REACH Declaration</a>
EU RoHS Directive	Pro-active compliance (Product out of EU RoHS legal scope) <a href="#">EU RoHS Declaration</a>
Mercury free	Yes
RoHS exemption information	<a href="#">Yes</a>

### Contractual warranty

Warranty	18 months
----------	-----------

Dimensions

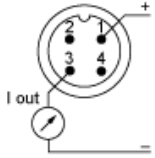


---

## Wiring Diagram

---

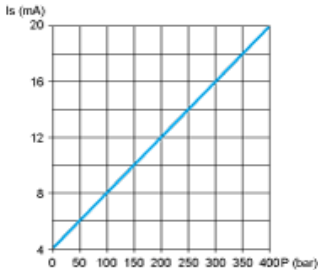
### 2-Wire Technique (4-20 mA)



---

Output Curves

---



Product Life Status : **Commercialised**